



BioGov.net Community of Practice and useful methodologies to implement designathons, co-design workshops and policy workshops

Ermioni Bachtse | bachtse@qplan-intl.gr

February 21st 2023, Athens | Common Ground Camp

Project Acronym: BioGov.net

Project name: Mobilizing European Communities of Practice in bio-based systems for better governance and skills development networks in bioeconomy

Granting authority: European Research Executive Agency (REA)

BioGov.net is a 36 months project (1 June 2022 – 31 May 2025) implemented by 10 experienced partners from 8 EU regions (Estonia, Italy, the Netherlands, Greece, Slovakia, Czech Republic, Portugal and Germany)

The main goal of BioGov.net

BioGov.net aims to strategically support the establishment of innovative governance models in bioeconomy to achieve

- ✓ better-informed decision-making processes
- ✓ social engagement of all actors
- ✓ uptake of sustainable innovations in bioeconomy

What is a Community of Practice?

- A Community of Practice (**CoP**) is a group of people who **share an interest or passion**, in common and come together to learn more about it. As the name suggests, communities of practice collaborate and communicate, sharing knowledge between one another as a community.
- Communities of Practice often focus on sharing **best practices** and creating **new knowledge**, to advance a domain of professional practice.
- In BioGov.net Communities of Practice are understood as regional co-creation labs bringing together the different stakeholder groups in a multi-stakeholder approach

What is their mission in BioGov.net?

- The CoP will contribute to create practical **knowledge and tools in order to bridge the gaps** between practitioners and researchers in the bioeconomy
- They will define regional **needs and expectations on present and future educational programs**
- **Share knowledge on local bioeconomy successful Case studies**
- They will **co create educational guidelines** for involving bioeconomy
- Identify **need for skills required** for present and future jobs in Bioeconomy
- **Co-design innovative business models and methodologies for integration of humanities/art/design/culture and social innovation**

4 dimensions where BioGov.net can bring together Art and Bioeconomy

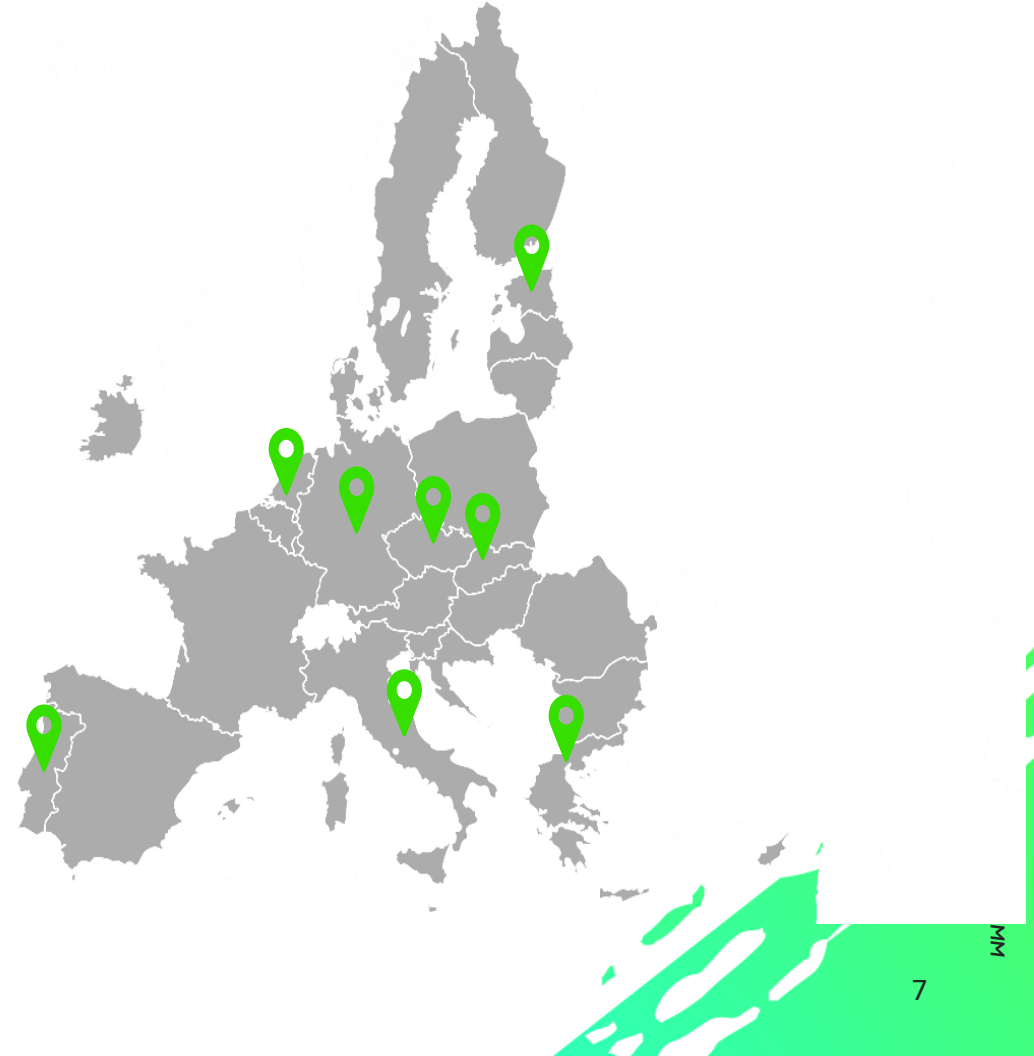
- Art to develop skills needed in bioeconomy education
- Art to address different learning styles and facilitate inclusion of marginalized people
- Art to communicate messages, **inspire people** and raise their interest and awareness
- Inject the bioeconomy in design, art, architecture, etc. profession

8 regional Communities of Practice in BioGov.net

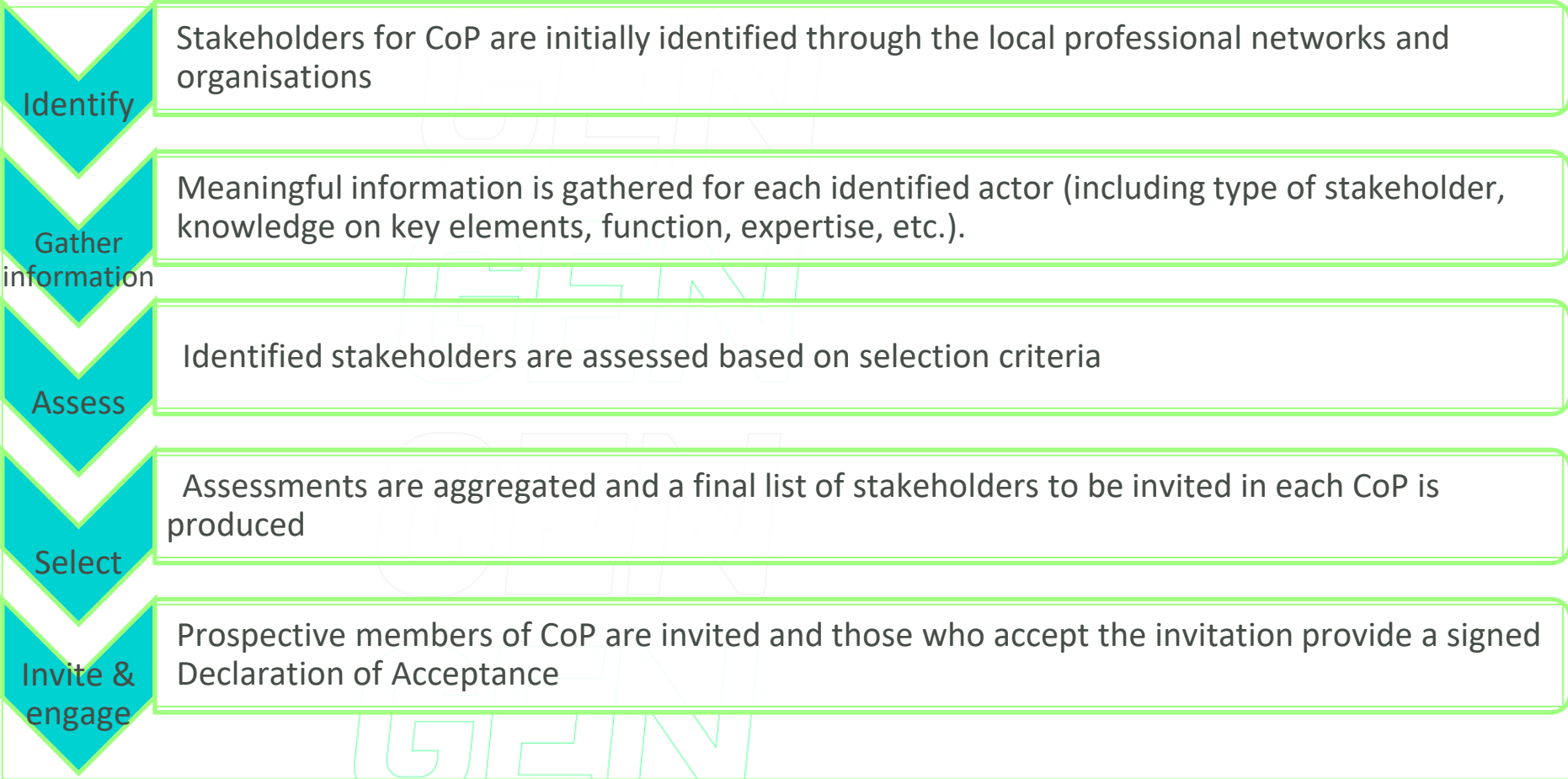

About 30 members per CoP involving local stakeholders

Types of stakeholders:


- Research & Higher Educational Organizations
- Vocational Education organizations
- Industry
- Business & SMEs
- Policy makers & Administrations
- NGOs & Marginalized groups
- Active Communities, Cultural & creative sectors (C.C.Is)
- Citizens & Wider Society



How to create a CoP? 1. Identification of members




Selection Criteria



Selection criterion	The rationale for criterion inclusion
Interest	Individuals with high interest in the bioeconomy sector will ensure that they are driven to participate and help produce meaningful results with significant value-added for their users.
Availability	Individuals that have the available time required to participate will allow to smoothly organise and execute activities with higher participation rates that will result in a higher probability that their targets are achieved.
Relevance	The stakeholders' relevance to the scope and objectives of the CoP is necessary to keep the activities focused and will ensure that their members can effectively contribute to the production of relevant project outputs.
Appropriateness	The members are appropriate to their scope thus avoiding conflicts of interest or involvement in activities that may cause them unnecessary inconvenience.
Representativeness	A balanced representation of perspectives within and across stakeholder groups is key for the CoP to collect the representative insights required to inform design, development, and fine-tuning, thus addressing diverse needs.
Willingness	Motivated individuals willing to contribute with their knowledge and experience will promote success of CoP activities and will be more prone to help disseminate the CoP's tools and knowledge
Gender	Reflect the interests and needs of all genders
Age	Potential stakeholders should not be overlooked on the basis of age. The knowledge and tools produced will be more relevant and therefore will have more practical value if age disparities of prospective users are taken into account.

How to create a CoP? 2. Invitation and engagement



- An **official invitation letter** from the Cop Leader
- **Terms of Reference** providing meaningful information the activities in which members of CoP are included, as well as their expected contribution and conditions pertaining to their membership.
- **Declaration of Acceptance** to be signed by the invited stakeholders evidencing the fact that they agree with the terms and conditions pertaining to their participation in the respective CoP
- **Memorandum of Cooperation (MoC)**, as an alternative means of cooperation scheme, in case a stakeholder does not want to sign a declaration.
- **Informed Consent Form**, with detailed description on how the CoP Leader handles personal data

How to create a CoP? 3. Mobilize members through specifically designed co-creation activities

- **Designathons**

In a Designathon different stakeholders lock themselves in a room for e.g. 1 day and work on a broadly defined challenge for social good (training in the field of bioeconomy)

Methods to run designathons:

- World Café Methodology
- Scenario forecast

How to create a CoP? 3. Mobilize members through specifically designed co-creation activities

- **Co-Design Workshops**

The aim is to define the key drivers for national bioeconomy and provide the input and validation to bioeconomy training and mentoring guidelines.

Methods to run Co- Design Workshops

Appetizer Method (Show me your app)

Content workshop Method (alternative “ice-breaker”)

How to create a CoP? 3. Mobilize members through specifically designed co-creation activities

- **Policy Workshops**

In BioGov.net will organize 8 policy workshops to address the gaps in current governance systems and feedback loops for better strategy design in bioeconomy skills development in multiple levels.


A Method to run a Policy workshop can be The Case Method


Benefits to the CoP members



The project provides several benefits to its CoP's members, such as:

- **Networking opportunities and possibilities for new collaborations** arising from the participation in CoP
- **First-hand access to meaningful insights, knowledge and practical tools** generated within the context of the CoP activities
- **Wider understanding of biosystems and key enablers in bioeconomy** as balanced local potentials and innovation within the framework of local development and investment as well as national sustainability-driven policy
- **Gain adequate information and guidelines** that respond to the need of bio-systems in each region and contribute to the transition to bioeconomy
- **Develop exchanges** within strategic alliances and skills leading to novel business models or novel job descriptions







CONTACT US

FOLLOW US



Ermioni Bachtse | bachtse@qplan-intl.gr

OUR CONSORTIUM:

